

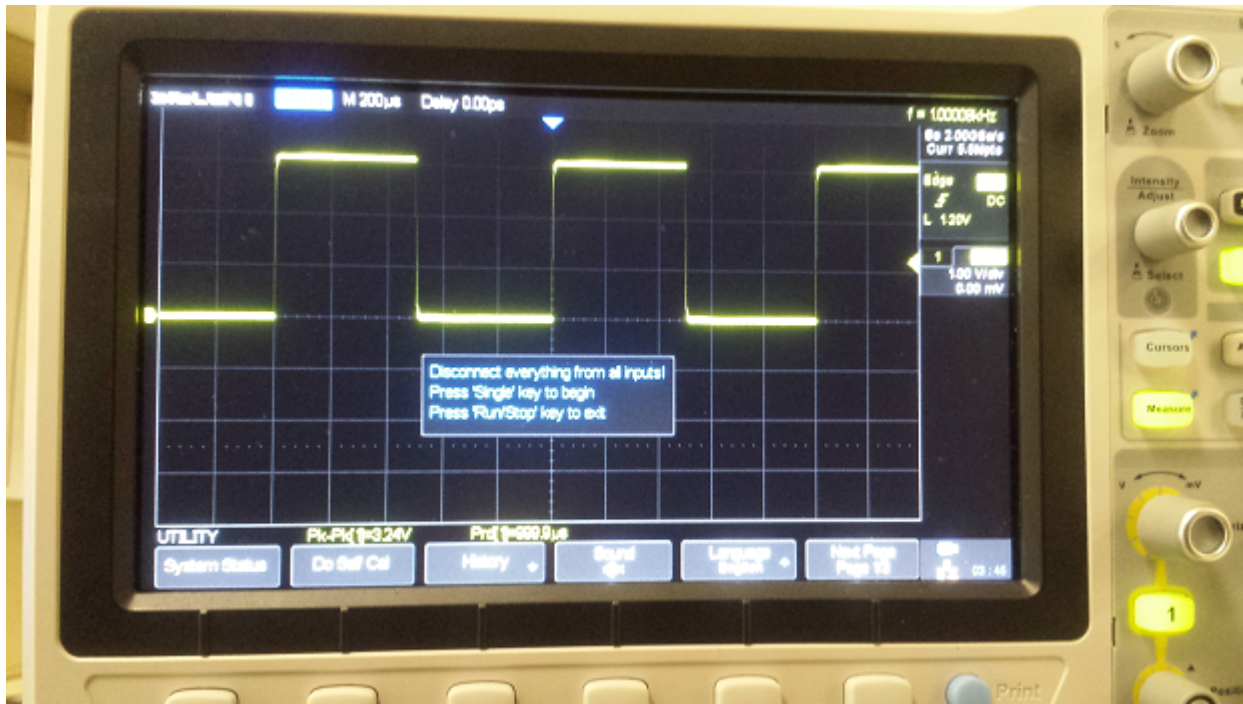
Adjusting measurement font size with the SDS2000X series

December 22, 2017

You can increase the font size used for the measurement functions of the SDS2000X series.

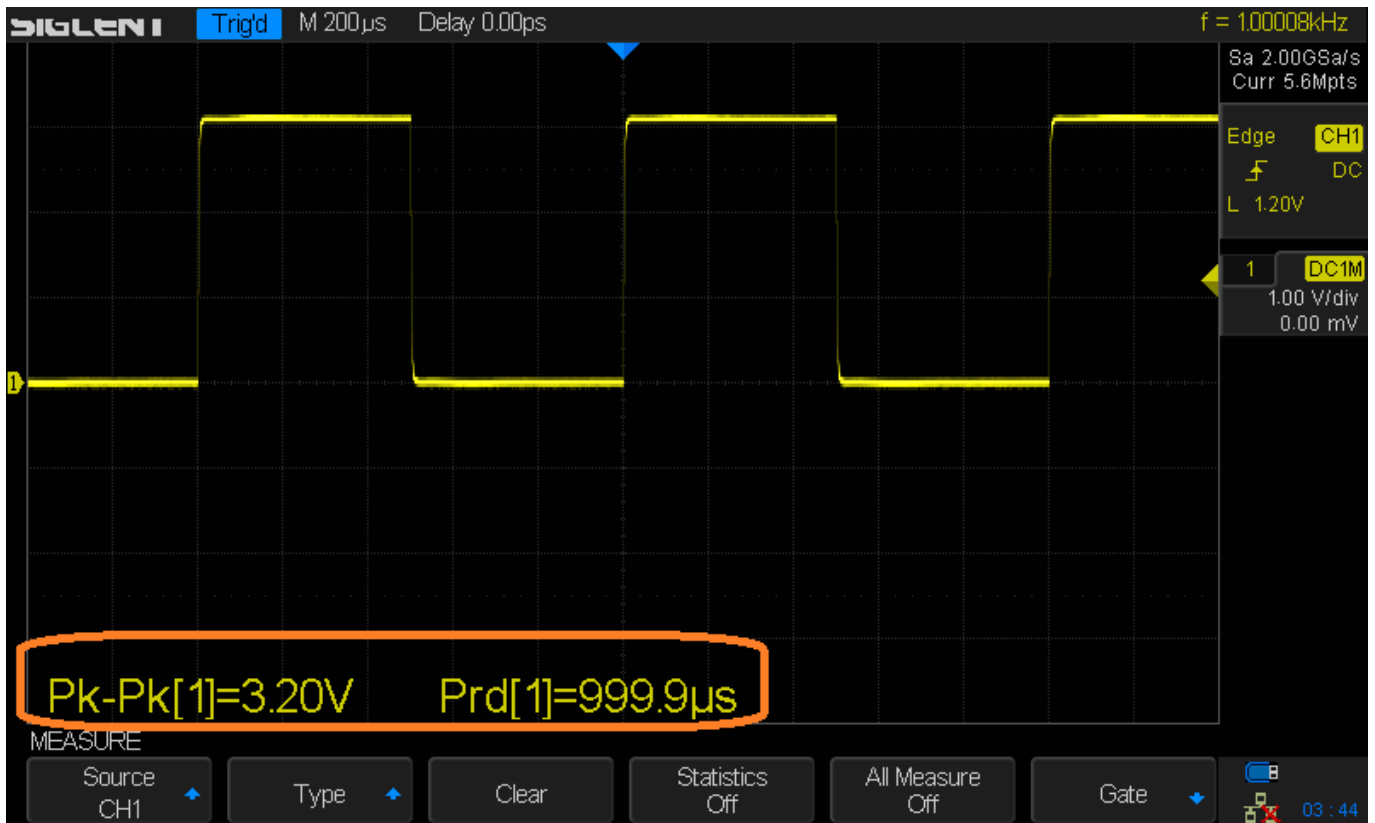
To activate this function:

- Press Utility > Do Self Cal (Page 1/3). This will bring up the Self Cal warning:



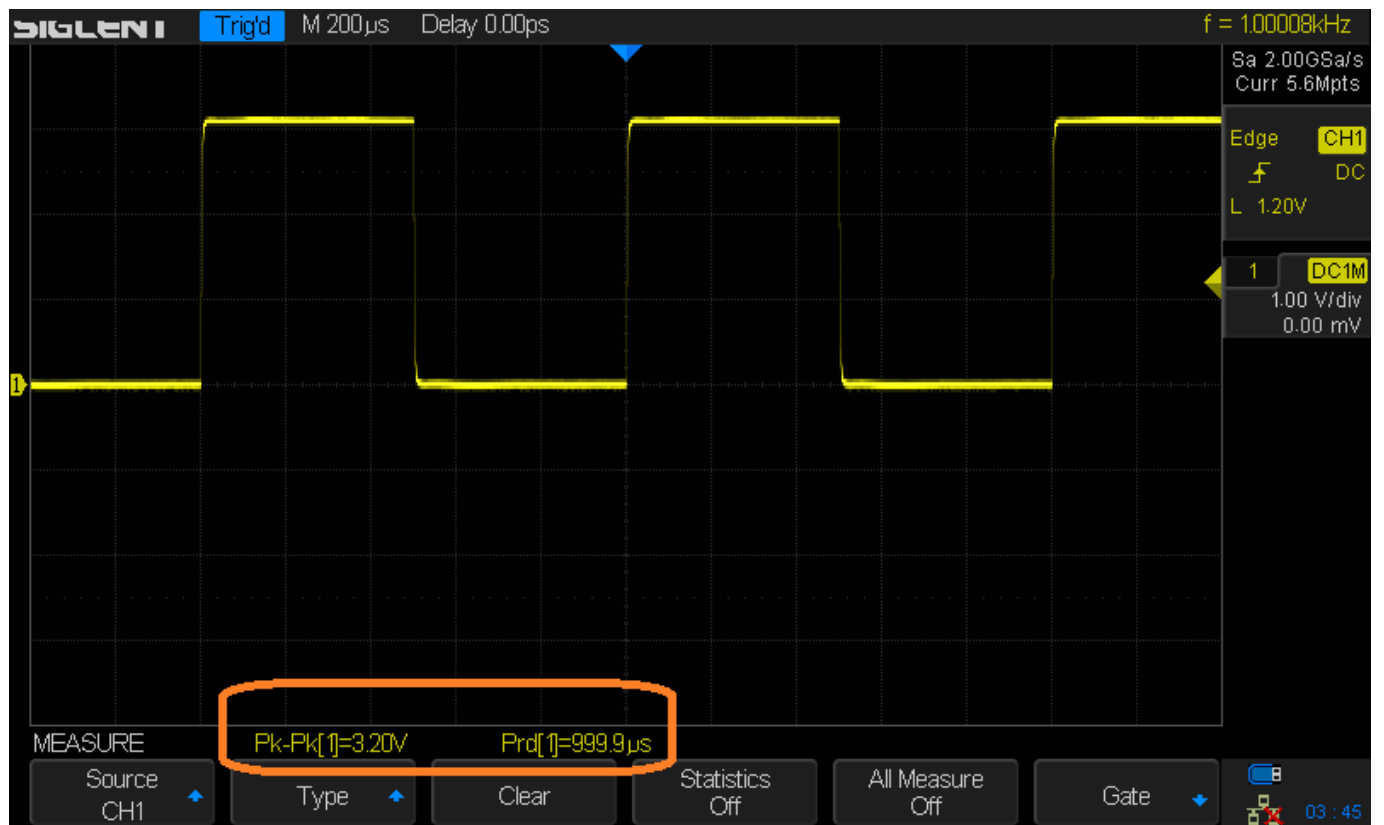
- From the warning page, press Cursors 1 time > Measure 1 time > Display/Persist two times > Measure 1 time > Cursors 1 time

This will increase the font size, as shown:



To go back to defaults:

- Press Utility > Do Self Cal (Page 1/3). This will bring of the Self Cal warning.
- From the warning page, press Display/Persist 1 time > Measure 1 time > Cursors two times > Measure 1 time > Display/Persist 1 time





North American Headquarters

SIGLENT Technologies NA
6557 Cochran Rd Solon, Ohio 44139
Tel: 440-398-5800
Toll Free: 877-515-5551
Fax: 440-399-1211
info@siglent.com
www.siglentamerica.com/

European Sales Offices

SIGLENT TECHNOLOGIES GERMANY GmbH
Staetzlinger Str. 70
86165 Augsburg, Germany
Tel: +49(0)-821-666 0 111 0
Fax: +49(0)-821-666 0 111 22
info-eu@siglent.com
www.siglenteu.com

Asian Headquarters

SIGLENT TECHNOLOGIES CO., LTD.
Blog No.4 & No.5, Antongda Industrial Zone,
3rd Liuxian Road, Bao'an District,
Shenzhen, 518101, China.
Tel: + 86 755 3661 5186
Fax: + 86 755 3359 1582
sales@siglent.com
www.siglent.com/ens