

Revision History

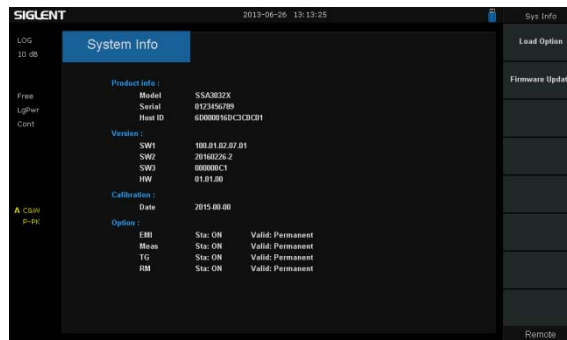
Version	Revision
V2.1.1.1.12 2018/8/8	<ol style="list-style-type: none">1. Spectrum Analysis mode : Improved the stability of sweep and interface.2. VNA mode: fasten the VNA sweep speed; expand the minimum span from 10M to 10 kHz.3. Modulation Analysis mode: add trigger, optimize the modulation analysis algorithm.4. Add user port number selection for web server.

Update Instructions

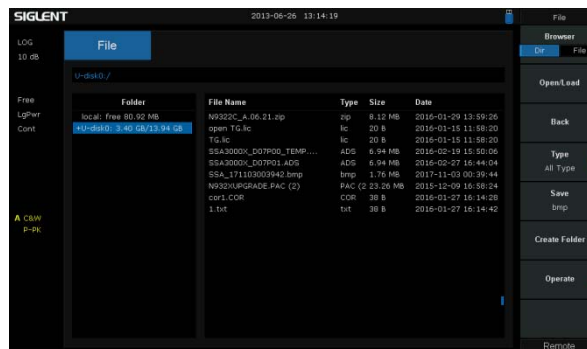
- Copy the update file (*.ads) to a FLASH type U-disk, and then connect the U-disk to the USB host port(10) of the instrument.

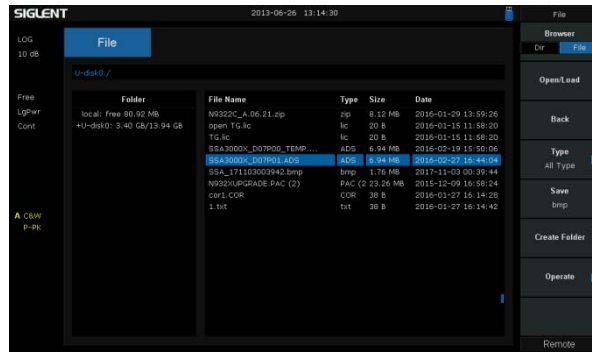


- Press the **System** key on the front panel, and then softkey “System->System Info->Firmware Update”, to enter the interface of the file browser.

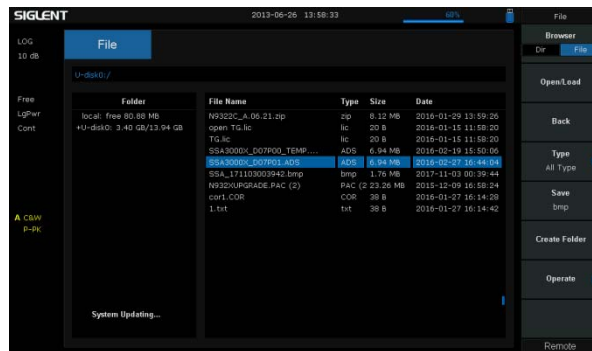


- Select “ U-disk” thru the knob on the front panel, press “Browser”, and then select the correct **ADS file** using the knob





- Press “Open/Load” to start the update. A progress bar is displayed during the update. When updating complete, the spectrum analyzer will restart automatically.



WARNING:

DO NOT shut down the instrument during updating