


Digital Oscilloscope  
Waveform Generator  
DC Power Supply  
Digital Multimeter  
RF Generator  
Spectrum Analyzer  
Handheld Oscilloscope  
Probes & Accessories

## Product Selection Guide

The Best Value in Electronic  
Test & Measurement



# Super Phosphor Oscilloscope




## SDS5000X Series

SDS5104X / SDS5102X (1 GHz)  
SDS5054X / SDS5052X (500 MHz)  
SDS5034X / SDS5032X (350 MHz)

### Features and Benefits:

- 1 GHz, 500 MHz, 350 MHz models with real-time sampling rate up to 5 GSa/s
- SPO technology
  - Waveform capture rate up to 110,000 wfms/s (normal mode), and 480,000 wfms/s (sequence mode)
  - Supports 256-level intensity grading and color temperature display mode
  - Record length up to 250 Mpts
  - Digital trigger system
- Intelligent trigger: Edge, Slope, Pulse Window, Runt, Interval, Dropout, Pattern, Qualified and Video (HDTV supported)
- Serial bus triggering and decoder, supports protocols I2C, SPI, UART, CAN, LIN, CAN FD, FlexRay, I2S and MTL-STD1553B
- Low background noise, supports 0.5 mV/div to 10 V/div voltage scales
- Segmented acquisition (Sequence) mode, dividing the maximum record length into multiple segments (up to 100,000)
- History waveform record (History) function, the maximum recorded waveform length is 100,000 frames
- Automatic measurement function on 39 parameters, Supports statistics, Gating measurement, Math measurement, History measurement and Ref measurement
- Math function (2 Mpts FFT, addition, subtraction, multiplication, division, integration, differential, square root), supports math on math
- Search and Navigate
- Digital Voltmeter
- High Speed hardware-based Average, Eres (Enhanced Resolution)
- 16 digital channels (optional) with maximum waveform capture rate up to 1.25 GSa/s, record length up to 62.5 Mpts
- 25 MHz function / arbitrary waveform generator, built-in multiple predefined waveforms
- Large 10.1" TFT-LCD display with 1024 \* 600 resolution; Capacitive touch screen supports multi-touch gestures
- Supports external mouse and keyboard
- 10 types of one-button shortcuts
- Multiple interfaces: USB Host, USB Device (USBTMC), LAN (VXI-11, telnet, socket, web), Pass / Fail, Trigger Out, 10 MHz In, 10 MHz Out, VGA output
- Built-in web server supports remote control by the LAN port using a web browser
- Supports SCPI remote control commands




## SDS2000X Series

SDS2302X / SDS2304X (300 MHz)  
SDS2202X / SDS2204X (200 MHz)  
SDS2102X / SDS2104X (100 MHz)  
SDS2072X / SDS2074X (70 MHz)

### Features and Benefits:

- 70 MHz, 100 MHz, 200 MHz, 300 MHz models
- Real-time sampling rate up to 2 GSa/s
- New generation of SPO technology
  - Waveform capture rate up to 140,000 wfms/s (normal mode), and 500,000 wfms/s (sequence mode)
  - Supports 256-level intensity grading and color temperature display
  - Record length up to 140 Mpts
  - Digital trigger system
- Intelligent trigger: Edge, Slope, Pulse, Window, Runt, Interval, Dropout, Pattern and Video (HDTV supported)
- Serial bus triggering and decoder, supports protocols IIC, SPI, UART, RS232, CAN and LIN
- Low background noise, supports 1 mV/div to 10 V/div voltage scales
- 10 types of one-button shortcuts, including Auto Setup, Default, Cursors, Measure, Roll, History, Display/Persist, Clear Sweeps, Zoom and Print
- Segmented acquisition (Sequence) mode, dividing the maximum record length into multiple segments (up to 80,000), according to trigger conditions set by the user, with a very small dead time segment to capture the qualifying event
- History waveform record (History) function, the maximum recorded waveform length is 80,000 frames
- Automatic measurement function on 37 parameters, Supports statistics, Gating measurement, Math measurement, History measurement and Ref measurement
- Math function (FFT, addition, subtraction, multiplication, division, integration, differential, square root)
- High Speed hardware based Pass / Fail function
- 16 Digital channels (MSO), Maximum waveform capture rate up to 500 MSa/s, Record length up to 140 Mpts/CH
- 25 MHz function/arbitrary waveform generator, built-in 10 types of waveforms
- Large 8 inch TFT-LCD display with 800 \* 480 resolution
- Abundant interfaces: USB Host, USB Device (USBTMC), LAN (VXI-11), Pass / Fail, Trigger Out
- Supports SCPI remote control commands
- Supports Multi-language display and embedded online help

# Super Phosphor Oscilloscope




## SDS2000X-E Series

SDS2352X-E (350 MHz)  
SDS2202X-E (200 MHz)

### Features and Benefits:

- Real-time sampling rate up to 2 GSa/s (1 GSa/s per channel, if both channels active)
- Intelligent trigger: Edge, Slope, Pulse Width, Window, Runt, Interval, Time out (Dropout), Pattern
- Serial bus triggering and decoding (standard), supports protocols IIC, SPI, UART, CAN, LIN
- Video trigger, supports HDTV
- Low background noise with voltage scales from 500  $\mu$ V/div to 10 V/div
- 10 types of one-button shortcuts, supports Auto Setup, Default, Cursors, Measure, Roll, History, Display/Persist, Clear Sweep, Zoom and Print
- Segmented acquisition (Sequence) mode, divides the maximum record length into multiple segments (up to 80,000), according to trigger conditions set by the user, with a very small dead time segment to capture qualifying events
- History waveform record (history) function (maximum recorded waveform length is 80,000 frames)
- Automatic measurement function for 38 parameters as well as Measurement Statistics, Zoom, Gating, Math, History and Reference functions
- 1 Mpts FFT
- Math and measurement functions use all sampled data points in memory (up to 28 Mpts)
- Preset key can be customized for user settings or factory "defaults"
- Security Erase mode
- High Speed hardware based Pass / Fail function
- Search and navigate
- Large 7 inch TFT -LCD display with 800 \* 480 resolution
- Multiple interface types: USB Host, USB Device (USB -TMC), LAN, Pass / Fail, Trigger Out
- Supports SCPI remote control commands
- VXI-11+SCPI, Telnet (port 5024) +SCPI and Socket (port 5025) +SCPI programming over LAN
- Supports web control and virtual instrument control panel for both PC and mobile terminals
- Web control update rate of up-to 10 times/s provides nearly real-time update rate
- Supports Multi-language display and embedded online help



## SDS1000X / SDS1000X+ Series

SDS1202X / SDS1202X+ (200 MHz)  
SDS1102X / SDS1102X+ (100 MHz)

### Features and Benefits:

- 100 MHz, 200 MHz bandwidth models
- Real-time sampling rate up to 1 GSa/s
- New generation of SPO technology
  - Waveform capture rate up to 60,000 wfms/s (normal mode), and 400,000 wfms/s (sequence mode)
  - Supports 256-level intensity grading and color temperature display
  - Record length up to 14 Mpts
  - Digital trigger system
- Intelligent trigger: Edge, Slope, Pulse Width, Window, Runt, Interval, Time out (Dropout), Pattern
- Serial bus triggering and decode, supports protocols IIC, SPI, UART, RS232, CAN, LIN
- Video trigger, supports HDTV
- Low background noise, supports 500  $\mu$ V / div to 10 V / div voltage scales
- 10 types of one-button shortcuts, supports Auto Setup, Default, Cursors, Measure, Roll, History, Display/Persist, Clear Sweep, Zoom and Print
- Segmented acquisition (Sequence) mode, dividing the maximum record length into multiple segments (up to 80,000), according to trigger conditions set by the user, with a very small dead time segment to capture the qualifying event
- History waveform record (History) function, the maximum recorded waveform length is 80,000 frames
- Automatic measurement function on 37 parameters, supports Statistics, Gating measurement, Math measurement, History measurement and Ref measurement
- Math function (FFT, addition, subtraction, multiplication, division, integration, differential, square root)
- High Speed hardware based Pass/ Fail function
- 16 Digital channels (MSO), Maximum waveform capture rate up to 500 MSa/s, Record length up to 140 Mpts/CH (Option for SDS1000X+ models)
- 25 MHz DDS arbitrary waveform generator, built-in 10 kinds of waveforms (Standard for SDS1000X+ models)
- Large 8 inch TFT-LCD display with 800 \* 480 resolution
- Abundant interfaces: USB Host, USB Device (USB-TMC), LAN (VXI-11), Pass / Fail, Trigger Out
- Supports SCPI remote control commands
- Supports Multi-language display and embedded online help

# Super Phosphor Oscilloscope




## SDS1000X-E Series

SDS1204X-E / SDS1202X-E (200 MHz)  
SDS1104X-E (100 MHz)

### Features and Benefits:

- Two channel series have one 1 GSa/s ADC, four channel series have two 1 GSa/s ADCs. When all channels are enabled, each channel has a maximum sample rate of 500 MSa/s. When a single channel per ADC is active, it has sampling rate of 1 GSa/s
- The newest generation of SPO technology
  - Waveform capture rate up to 100,000 wfms/s (normal mode), and 400,000 wfms/s (sequence mode)
  - Supports 256-level intensity grading and color display modes
  - Record length up to 14 Mpts
  - Digital trigger system
- Intelligent trigger: Edge, Slope, Pulse Width, Window, Runt, Interval, Time out (Dropout), Pattern
- Serial bus triggering and decoding (Standard), supports protocols IIC, SPI, UART, RS232, CAN, LIN
- Segmented acquisition (Sequence) mode, divides the maximum record length into multiple segments (up to 80,000), according to trigger conditions set by the user, with a very small dead time segment to capture the qualifying event.
- 1 Mpts FFT
- Math and measurement functions use all sampled data points (up to 14 Mpts)
- MSO, 16 digital channels (four channel series only, optional)
- Search and navigate (four channel series only)
- USB AWG module (four channel series only, optional)
- USB WIFI adapter (four channel series only, optional)
- Bode plot (four channel series only)

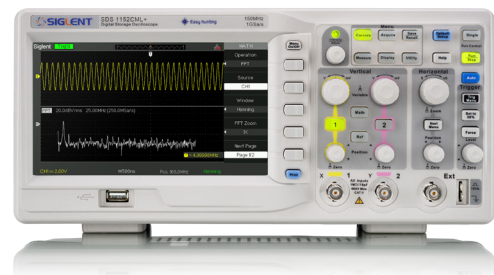


## SDS1000CFL Series

SDS1302CFL / SDS1304CFL (300 MHz)  
SDS1202CFL / SDS1204CFL (200 MHz)  
SDS1104CFL (100 MHz)  
SDS1074CFL (70 MHz)

### Features and Benefits:

- Provide 2/4 analog channels, 24 Kpts memory depth
- 2 GSa/s real time sampling rate, 50 GSa/s equivalent sampling rate
- 7 inch (8\*18 div) color TFT-LCD
- Trigger types: Edge, Pulse, Video, Slope and Alternative
- Interface: USB Host & Device, LAN, Pass/Fail
- 32 kinds of automatic waveform measurements and unique digital filter function
- 6 digits hardware frequency counter, real time counting display
- Support USB-TMC, VXI-11 protocol and SCPI programming command control



## SDS1000DL+ / SDS1000CML+ Series

SDS1152CML+ (150 MHz)  
SDS1102CML+ (100 MHz)  
SDS1072CML+ (70 MHz)  
SDS1052DL+ (50 MHz)

### Features and Benefits

- 50 MHz, 70 MHz, 100 MHz, 150 MHz bandwidth models
- Real-time sampling rate up to 1 GSa/s, Equivalent-time sampling rate up to 50 GSa/s
- Memory Depth up to 2 Mpts
- Trigger types: Edge, Pulse, Video, Slope, Alternate
- Waveform math functions: +, -, \*, /, FFT
- 6 digits frequency counter
- Supports Multi-language display and embedded online help
- Screensaver from 1 minute to 5 hours
- Digital filter and waveform recorder function
- 7 inch TFT-LCD display with 800 \* 480 resolution

## Pulse/Arbitrary Waveform Generator




### SDG6000X Series

SDG6052X (500 MHz)  
SDG6032X (350 MHz)  
SDG6022X (200 MHz)

#### Features and Benefits

- Dual-Channel, 500 MHz maximum bandwidth, 20 Vpp maximum output amplitude, high fidelity output with 80 dB dynamic range
- High-performance sampling system with 2.4 GSa/s sampling rate and 16-bit vertical resolution
- Multi-function signal generator, meeting requirements in wide range, Continuous Wave Generator, Pulse Generator, Function Arbitrary Waveform Generator, IQ Signal Generator (optional), Noise Generator, PRBS Generator
- Sweep and Burst function
- Harmonics function
- Waveform Combining function
- Channel Coupling, Copy and Tracking function
- 196 built-in arbitrary waveforms
- High precision Frequency Counter
- Standard interfaces include: USB Host, USB Device (USBTMC), LAN (VXI-11, Socket, Telnet), GPIB (Optional)
- 4.3" touch screen display for easier operation

## Function/Arbitrary Waveform Generator



### SDG5000 Series

SDG5162 (160 MHz)  
SDG5122 (120 MHz)  
SDG5082 (80 MHz)

#### Features and Benefits

- 4.3 inch color TFT-LCD, DDS technology, dual channels output, phase adjustable
- 500 MSa/s sampling rate, 14 bit vertical resolution, 512 Kpts max wave length
- 2 ppm high frequency stability, -116 dBm/Hz low phase noise
- Output signal and the rack earth is isolated to ensure the purity of testing system
- Excellent high frequency-high amplitude characteristic, amplitude can reach 20 Vpp (high impedance) with a 40 MHz output frequency
- Output pulse signal with low jitter, fast rising and falling edge (independent from frequency)
- Duty adjustability: 0.0001%~99.9999%, edge and pulse width can be a wide range
- Support USB-TMC protocol and SCPI programming command control

## Function/Arbitrary Waveform Generator



### SDG2000X Series

SDG2122X (120 MHz)  
SDG2082X (80 MHz)  
SDG2042X (40 MHz)

#### Features and Benefits

- Dual-channel, 120 MHz maximum bandwidth, 20 Vpp maximum output amplitude, high fidelity output with 80 dB dynamic range
- High-performance sampling system with 1.2 GSa/s sampling rate and 16-bit vertical resolution. No detail in your waveforms will be lost
- Innovative TrueArb technology, based on a point-by-point architecture, supports any 8 pts~8 Mpts Arb waveform with a sampling rate in range of 1  $\mu$ Sa/s~75 MSa/s
- Innovative EasyPulse technology, capable of generating lower jitter Square or Pulse waveforms, brings a wide range and extremely high precision in pulse width and rise/fall time adjustments
- Sweep and Burst function; Harmonics mode supported
- 4.3" touch screen display for easier operation



### SDG1000X Series

SDG1062X (60 MHz)  
SDG1032X (30 MHz)

#### Features and Benefits

- 150 MSa/s sampling rate, 14-bit vertical resolution, and 16 kpts waveform length
- Innovative EasyPulse technology, capable of generating lower jitter Pulse waveforms, brings a wide range and extremely high precision in pulse width and rise/fall times adjustment
- Special circuit for Square wave function, can generate Square waves up to 60 MHz with jitter less than 300 ps+0.05 ppm of period
- Plenty of analog and digital modulation types: AM, DSB-AM, FM, PM, FSK, ASK, PSK and PWM, Sweep and Burst functions
- Waveform Combining function
- High precision Frequency Counter
- Standard interfaces: USB Host, USB Device (USBTMC), LAN (VXI-11)
- Optional interface: GPIB

## Function/Arbitrary Waveform Generator



### SDG1000 Series

SDG1050 (50 MHz)  
SDG1025 (25 MHz)

#### Features and Benefits

- 3.5 inch color TFT-LCD ,DDS technology, dual channels output, phase adjustable
- 125 MSa/s sampling rate,14 bit vertical resolution,16 Kpts max wave length
- 5 types of standard waveforms, built-in 46 types of arbitrary waveforms
- Built-in high precision frequency counter, frequency up to 200 MHz
- Abundant modulation functions, sweep-frequency output, burst output
- Interfaces: USB-Device, USB Host, Support USB storage and software upgrade
- Support USB-TMC protocol and SCPI programming command control



### SDG800 Series

SDG830 (30 MHz)  
SDG810 (10 MHz)  
SDG805 (5 MHz)

#### Features and Benefits

- Advanced DDS technology, 3.5 inch color TFT-LCD
- 125 MSa/s sampling rate,14 bit vertical resolution,16 Kpts max wave length
- 5 types of standard waveforms, built-in 46 types of arbitrary waveforms, sync signal output, 1  $\mu$ Hz frequency resolution
- Complete modulation functions: AM,DSB-AM, FM, PM, FSK, ASK, PWM, linear/ logarithmic sweep and burst
- Innovative EasyPulse technology, can output pulse of low jitter, quick rising/ falling edge
- Support USB-TMC protocol and SCPI programming command control
- Arbitrary waveform edit software, provides lots of painting method, capable of edit complicate waveform quickly and precisely

## Programmable Linear DC Power Supply



### SPD3303X Series

SPD3303X-E (10 mv, 10 mA)  
SPD3303X (1 mv, 1 mA)

#### Features and Benefits

- 3 independent controlled and isolated outputs, 32 V/3.2 A×2, 2.5 V/3.3 V/5 V/3.2 A×1, total 220 W
- 5 digits Voltage, 4 digits Current Display, Minimum Resolution: 1 mV/1 mA (SPD3303X)
- Supports front panel timing output functions
- 4.3 inch true color TFT- LCD 480x272 display
- 3 types of output modes: independent, series, parallel
- 100 V/120 V/220 V/230 V compatible design to meet the needs of different power grids
- Intelligent temperature-controlled fan, effectively reducing noise
- Clear graphical interface, with the waveform display function
- Internal 5 groups of system parameter save/recall, supports data storage space expansion
- Provides PC software: Easypower, supports SCPI, LabView driver



### SPD3303C Series

SPD3303C (10 mv,10 mA)

#### Features and Benefits

- 3 independent high precision output: 30 V/3 A\*2, 2.5 V/3.3 V/5 V/3 A\*1, total 195 W power
- 4 digits voltage and 3 digits current display, min resolution: 10 mV, 10 mA
- Support timing programming and timing output
- Three output modes: independent, series and parallel connect, enhance output power range
- 100 V/120 V/220 V/230 V compatible design, to meet the need of different power grids
- Smart temperature controlled fan, effectively reduce the noise
- Save/Recall 5 group system specifications, support data storage expansion
- provide EasyPower software to meet the control and communication needs
- Support USB-TMC protocol and SCPI remote command, LabView driver

## Programmable Linear DC Power Supply



### SPD1000X Series

SPD1168X (16 V/8 A)  
SPD1305X (30 V/5 A)

#### Features and Benefits

- Single path high-precision programmable voltage output:
  - 16 V/8 A, total power up to 128 W
  - 30 V/5 A, total power up to 150 W
- Stable, reliable, Low ripple and noise:  $\leq 350 \mu\text{Vrms}/3 \text{ mVpp}$ ;  $< 2 \text{ mArms}$   
Fast transient response time:  $< 50 \mu\text{s}$
- 5 digit Voltage, 4 digit Current Display, Minimum Resolution: 1 mV/1 mA
- Supports front panel timing output functions
- 2.8 inch true color TFT- LCD 240 \*320 display
- 2 types of output modes: Two-wire output mode, 4-wire compensation output mode, Maximum compensation voltage 1 V
- 100/120/220/230 V compatible design to meet the needs of different power grids
- Intelligent temperature-controlled fan reduces noise
- Clear graphical interface, with the waveform display function
- Internal 5 groups of system parameter save/recall
- Includes PC software: Easypower, supports SCPI, LabView driver

## Digital Multimeter



### SDM3065X Series

SDM3065X  
SDM3065X-SC (with Scanner Card)

#### Features and Benefits

- 4.3" TFT-LCD, 480\*272
- Real 6½ digits readings resolution (2,200,000 counts)
- 1Gb Nand flash size, Mass storage configuration files and data files
- True-RMS AC Voltage and AC Current measuring
- Supports double display, Chinese and English Menu
- File management (support for U-disc and local storage)
- Built-in cold terminal compensation for thermocouple
- Comes with easy, convenient and flexible any sensor measurement control software: EasyDMM
- Standard interfaces: USB Device, USB Host, LAN (Optional Accessories: USB-GPIB Adapter)
- Scanner Card SC1016 (Only for SDM3065X-SC)
- Built-in Help system makes information acquisition easier
- Support remote control operation via SCPI commands. Compatible with commands of other main stream multimeters
- Supports intelligent management system for laboratory based on BS framework and LAN



### SDM3055 Series

SDM3055  
SDM3055-SC (with Scanner Card)

#### Features and Benefits

- Real 5½ digits readings resolution (240,000 counts)
- Up to 150 rdgs/s measurement speed
- True-RMS AC Voltage and AC Current measuring
- 1 Gb Nand flash size, Mass storage configuration files and data files
- Built-in cold terminal compensation for thermocouple temperature measurements
- With easy, convenient and flexible PC software: EasyDMM  
standard interfaces: USB Host, LAN (Optional Accessories USB-GPIB Adapter)
- Scanner Card SC1016 (Only for SDM3055-SC)
- Support remote control operation via SCPI commands. Compatible with commands of main stream multimeters

www.siglent.com

## Digital Multimeter



### SDM3045X Series

SDM3045X

#### Features and Benefits

- Real 4½ digit (60000 count) readings resolution
- Up to 150 rdgs/s measurement speed
- True-RMS AC Voltage and AC Current measuring
- 1 Gb NAND flash size, Mass storage configuration files and data files
- Built-in cold terminal compensation for thermocouple
- With easy, convenient and flexible PC software: EasyDMM
- Standard interface: USB Device, USB Host, LAN (Optional Accessories: USB-GPIB Adapter)
- USB & LAN remote interfaces support common SCPI command set. Compatible with other popular DMMs on the market



## RF Generator



### SSG3000X Series

SSG3032X (CW MODE 9 kHz~3.2 GHz)  
SSG3021X (CW MODE 9 kHz~2.1 GHz)  
SSG3032X-IQE (CW MODE 9 kHz~3.2 GHz / IQ MODE 10 MHz~3.2 GHz)  
SSG3021X-IQE (CW MODE 9 kHz~2.1 GHz / IQ MODE 10 MHz~2.1 GHz)

#### Features and Benefits

- Frequency up to 2.1 GHz/3.2 GHz
- 0.01 Hz frequency setting resolution
- Level output from -110 dBm to +13 dBm
- Maximum level up to +20 dBm (typ.)
- Phase Noise: -110 dBc/ Hz @ 1 GHz , 20 kHz offset (typ.)
- Level accuracy  $\leq 0.7$  dB (typ.)
- Provides AM, FM, & PM analog modulation with internal, external or Int+Ext source
- Pulse modulation, on/off ratio  $\geq 70$  dBc
- Pulse train generator (option)
- External IQ modulation with SDG6000X as the baseband IQ signal
- USB-power meter measurement
- 5 inch TFT capacitive touch screen, mouse and keyboard supported
- Web browser remote control on PC and mobile terminals
- Standard interface include USB Host, USB Device (USB TMC), LAN (VXI-11, Socket, Telnet). Optional interface: GPIB

## Spectrum Analyzer



### SSA3000X Series

SSA3032X (9 KHz~3.2 GHz)  
SSA3021X (9 KHz~2.1 GHz)

#### Features and Benefits:

- All-Digital IF Technology
- Frequency Range from 9 kHz up to 3.2 GHz
- -161 dBm/Hz Displayed Average Noise Level (Typ.)
- -98 dBc/Hz @10 kHz Offset Phase Noise (1 GHz, Typ.)
- Total Amplitude Accuracy  $< 0.7$  dB
- 1 Hz Minimum Resolution Bandwidth (RBW)
- Preamplifier Standard
- Up to 3.2 GHz Tracking Generator Kit
- Reflection Measurement Kit (Opt.)
- Advanced Measurement Kit (Opt.)
- EMI Pre-compliance Measurements Kit (Opt.)
- 10.1 Inch WVGA (1024x600) Display

## Spectrum & Vector Network Analyzer



### SVA1000X Series

SVA1015X (9 KHz~1.5 GHz)

#### Features and Benefits:

- All-Digital IF Technology
- Frequency Range from 9 kHz up to 1.5 GHz
- -156 dBm/Hz Displayed Average Noise Level (Typ.)
- -99 dBc/Hz.@10 kHz Offset Phase Noise (1 GHz, Typ.)
- Level Measurement Uncertainty < 1.2 dB (Typ.)
- 1 Hz Minimum Resolution Bandwidth (RBW)
- Preamplifier Standard
- Tracking Generator Standard
- Vector Network Analysis (Opt.)
- Distance To Fault (Opt.)
- Digital Modulation Analysis (Opt.)
- EMI Pre-compliance Test Kit (Opt.)
- Advanced Measurement Kit (Opt.)
- 10.1 Inch (1024x600) Multi-Touch Screen , Mouse and Keyboard support
- Web Browser Remote Control on PC and Mobile Terminals

## Handheld Oscilloscope



### SHS1000 Series

SHS1102 (100 MHz)

SHS1062 (60 MHz)

#### Features and Benefits

- Completely isolated oscilloscope channels, isolated between oscilloscope and multimeter channels
- Oscilloscope isolation level : CAT I 1000 V and CAT II 600 V
- Combines the functions of oscilloscope, multimeter and recorder in one instrument
- Support waveform print and USB storage
- 60/100 MHz bandwidth , 2 input channels, 2 Mpts memory depth
- 1 GSa/s real time sampling rate,50 GSa/s equivalent sampling rate
- Equipped with high precision multimeter and many usual testing functions
- 3 kinds of cursor mode, 32 kinds of automatic waveform measurements
- 5.7 inch color TFT-LCD
- Support trend plot and long time data recorder function



### SHS800 Series

SHS820 (200 MHz)












SHS810 (100 MHz)














SHS806 (60 MHz)

#### Features and Benefits

- Combines the functions of oscilloscope, multimeter and recorder in one instrument
- Support waveform print and USB storage
- 60/100/200 MHz bandwidth, 2 input channels, 2 Mpts memory depth
- 1 GSa/s real time sampling rate, 50 GSa/s equivalent sampling rate
- Equipped with high precision multimeter and many usual testing functions
- 3 kinds of cursor mode, 32 kinds of automatic waveform measurements
- 5.7 inch color TFT-LCD
- Support trend plot and long time data recorder function

## Probes and Accessories

Type	Model	Picture	Specifications
Passive Probe	PB470 PP510 PP215 PP430		PB470,70 MHz bandwidth PP510,100 MHz bandwidth PP215,200 MHz bandwidth PP430,300 MHz bandwidth 1 X/10 X decay, 1 M/10 Mohm, 300 V/600 V
	PB925		Bandwidth 250 MHz, fixed 10 X decay, the rise time of about 1.2 ns, input capacitance: 16 pF, compensation range: 10 pF-35 pF, input impedance 10 MΩ, length 120 cm, safe voltage levels: CAT II 1000 V, CAT III 600 V
	PB830		Bandwidth 300 MHz, fixed 10 X decay, the rise time of about 1 ns, input capacitance: 16 pF, compensation range: 10 pF-20 pF, input impedance 10 MΩ, length 140 cm, safe voltage levels: CAT II 1000 V, CAT III 600 V
Current Probe	CP4020		Bandwidth: 100 KHz; Maximum continuous current 20 Arms; Peak current 60 A; Switching ratio: 50 mV/A; 5 mV/A; DC measurement accuracy: 50 mV/A (0.4 A-10 ApK) ± 2%; 5 mV/A (1 A-60 ApK)±2%; 9 V battery-powered
	CP4050		Bandwidth: 1 MHz; Maximum continuous current 50 Arms; Peak current 140 A; Switching ratio: 500 mV/A; 50 mV/A; DC measurement accuracy: 500 mV/A (20 mA-14 ApK) ±3%±20 mA; 50 mV/A (200 mA-100 ApK) ±4%± 200 mA; 50 mV/A (100 A-140 ApK)±15% max; 9 V battery-powered
	CP4070		Bandwidth: 150 KHz; Maximum continuous current 70 Arms;Peak current 200 A; Switching ratio: 50 mV/A; 5 mV/A; DC measurement accuracy: 50 mV/A (0.4 A-10 ApK) ±2%, 5 mV/A (1 A-200 ApK)±2%;9 V battery-powered
	CP4070A		Bandwidth: 300 KHz; Maximum continuous current 70 Arms; Peak current 200 A;Switching ratio: 100 mV/A;10 mV/A; DC measurement accuracy: 100 mV/A(50 mA-10 ApK) ±3%±50 mA; 10 mV/A (500 mA-40 ApK) ±4%±50 mA; 10 mV/A (40 A-200 ApK) ±15%max; 9 V battery-powered
	CP5030		Bandwidth: 50 MHz; Maximum continuous current 30 Arms; Peak current 50 A;Switching ratio: 100 mV/A; 1 V/A; AC/DC measurement accuracy: 1 A(±1%±1 mA); 100 mV/A(±1%±10 mA); Standard DC12 V/1.2 A power adapter
	CP5030A		Bandwidth: 100 MHz; Maximum continuous current 30 Arms; Peak current 50 A;Switching ratio: 100 mV/A; 1 V/A; AC/DC measurement accuracy: 1 A (±1%±1 mA); 100 mV/A (±1%±10 mA); Standard DC12 V/1.2 A power adapter
	CP5150		Bandwidth: 12 MHz; Maximum continuous current 150 Arms; Peak current 300 A; Switching ratio: 100 mV/A; 1 V/A; AC/DC measurement accuracy: 100 mV/A (±1%±1 mA); 10 mV/A (±1%±10 mA); Standard DC 12 V/1.2 A power adapter
	CP5500		Bandwidth: 5 MHz; Maximum continuous current 500 Arms; Peak current 750 A; Switching ratio: 100 mV/A; 10 mV/A; AC/DC measurement accuracy: 100 mV/A (±1%±1 mA); 10 mV/A (±1%±10 mA); Standard DC 12 V/1.2 A power adapter

Type	Model	Picture	Specifications
<b>High Voltage Differential Probe</b>	DPB4080		Bandwidth: 50 MHz; Maximum input differential voltage 800 V (DC + Peak AC); Range selection (attenuation ratio):10 X/100 X; Accuracy: ±1%; Standard DC 9 V/1 A power adapter
	DPB5150		Bandwidth: 70 MHz; Maximum input differential voltage 1500 V (DC + Peak AC); Range selection (attenuation ratio): 50 X/500 X; Accuracy: ±2%; Standard 5 V/1 A USB power adapter
	DPB5150A		Bandwidth: 100 MHz; Maximum input differential voltage 1500 V (DC + Peak AC); Range selection (attenuation ratio): 50 X/500 X; Accuracy: ±2%; Standard 5 V/1 A USB power adapter
	DPB5700		Bandwidth: 70 MHz; Maximum input differential voltage 7000 V (DC + Peak AC); Range selection (attenuation ratio): 100 X/1000 X; Accuracy: ±2%; Standard 5 V/1 A USB power adapter
	DPB5700A		Bandwidth: 100 MHz; Maximum input differential voltage 7000 V (DC + Peak AC); Range selection (attenuation ratio): 100 X/1000 X; Accuracy: ±2%; Standard 5 V/1 A USB power adapter
<b>High Voltage Probe</b>	HPB4010		Bandwidth: 40 MHz; Maximum measurement voltage DC: 10 KV; AC(rms): 7 KV (sine); AC (Vpp): 20 KV (Pulse); attenuation ratio:1:1000; Accuracy: ≤3%
<b>Logic Probe</b>	SPL1016		Logic Probe for SDS1000X+ series, 16-channel, 500 MSa/s
	SPL2016		Logic Probe for SDS2000X series , 16-channel, 500 MSa/s
<b>Near-Field Probe</b>	SRF5030		Near Field Probe:H field probe sets (25 mm, 10 mm, 5 mm, 2mm), 30 MHz~3.0 GHz; distinguished within 10 cm range of the magnetic field; for EMI radiation interference and the intensity detector
	SRF5030-T		Near Field Probe: H field probe sets (20 mm, 10 mm, 5 mm) , E field probe (5 mm), 300 kHz~3.0 GHz; distinguished within 10 cm range of the magnetic field; for EMI radiation interference and the intensity detector
<b>Isolated Front End</b>	ISFE		Realize isolation among ordinary oscilloscope channels, isolation between the measured signal and ground, use USB 5 V power supply, plug and play, the maximum input voltage of up to ± 600 Vpk
<b>GPIB</b>	USB-GPIB Adapter		The USB Device interface extends into the GPIB interface, USB-GPIB adapter can more easily complete the task of the operation command through the GPIB, USB follow the USB2.0 specification, GPIB follow the IEEE488.2 standard
<b>Demo Board</b>	STB3		Output signals include square waves, sine, AM, pulse, PWM, fast edge, I2C, CAN, LIN signal etc

Type	Model	Picture	Specifications
<b>Deskew Fixture</b>	DF2001A		Supporting power analysis software for calibration phase voltage and current probes generated during transmission
<b>Cable</b>	N-BNC-2L		N-BNC cable for SSA3000X Series; 2 GHz bandwidth
	N-N-6L		N-N cable for SSA3000X Series; 6 GHz bandwidth
	N-SMA-6L		N-SMA cable for SSA3000X Series; 6 GHz bandwidth
<b>Reflection Bridge</b>	RBSSA3X20		VSWR Bridge Kit for SSA3000X Series: Including Refl-SSA3000X (Software) VSWR Bridge (1 MHz ~ 2 GHz) N(M)-N(M) adaptor (2 pcs)
<b>SSA3000X Utility Kit</b>	UKitSSA3X		Utility Kit for SSA3000X Series: N (M) -SMA (M) cable, N (M) -N (M) cable, N (M) -BNC (F) adaptor (2 pcs), N (M) -SMA (F) adaptor (2 pcs), 10 dB attenuator;
<b>Logic Analyzer</b>	SLA1016		16 logic analyzer hardware module, suitable for SDS1000X-E 4 channel series oscilloscope.
<b>WIFI Adapter</b>	TL_WN725N		usb-wifi adapter, suitable for SDS1000X-E 4 channel series oscilloscope
<b>USB AWG Module</b>	SAG1021		Output Sine, Square, Ramp, pulse, Noise, DC and 45 built-in waveforms. The arbitrary waveforms can be accessed and edited by the EasyWave PC software
<b>Rack Mount</b>	SDS1X-E-RMK		The height is 4U, suitable for SDS1000X-E oscilloscope
	SDG-RMK		Single instrument rack mount kit 19" shelf design is compatible with the SDG800, SDG1000, SDG1000X, SDG2000X, SDG6000X, and SDG5000 series function generators as well as the SDM3000 series of DMMs
	SSA-RMK		
	SPD3000-RMK		Compatible with SPD3000X / X-E / D / S / C models.4U rack height

Type	Model	Picture	Specifications
<b>Rack Mount</b>	SDS2000-RMK		19" rack mount kit for a single SDS2000 or SDS2000X series oscilloscopes
<b>Amplifier</b>	SPA1010		<p>Increase the voltage and current output capabilities to generators like the SIGLENT SDG family.</p> <p>Typical Input Impedance: 15kΩ</p> <p>Input:</p> <p>+/- 6.5V Vpp (Gain: X1)</p> <p>+/- 1.3 V (Gain: X10)</p> <p>Gain: Switched 10V/1V and 10V/10V</p> <p>Output Voltage: 25.4 Vpp</p> <p>Output Current: 1.12 A</p> <p>Slew Rate: ≥ 90 V/μs</p> <p>Overshoot: ≤ 4%</p> <p>Compatible with all SIGLENT SDG series generators</p>
<b>Attenuator</b>	ATT-20 dB		





## About SIGLENT

SIGLENT is an international high-tech company, concentrating on R&D, sales, production and services of electronic test & measurement instruments.

SIGLENT first began developing digital oscilloscopes independently in 2002. After more than a decade of continuous development, SIGLENT has extended its product line to include digital oscilloscopes, function/arbitrary waveform generators, digital multimeters, DC power supplies, spectrum analyzers, isolated handheld oscilloscopes and other general purpose test instrumentation. Since its first oscilloscope, the ADS7000 series, was launched in 2005, SIGLENT has become the fastest growing manufacturer of digital oscilloscopes. We firmly believe that today SIGLENT is the best value in electronic test & measurement.

### Headquarter:

SIGLENT TECHNOLOGIES CO., LTD.  
Add: Bldg No.4 & No.5, Antongda Industrial Zone, 3rd Liuxian Road, Bao'an District, Shenzhen, 518101, China.  
Tel: + 86 755 3688 7876  
Fax: + 86 755 3359 1582  
Email: sales@siglent.com;  
Website: www.siglent.com/ens/

### USA:

SIGLENT TECHNOLOGIES AMERICA, INC  
6557 Cochran Rd Solon, Ohio 44139  
Tel: 440-398-5800  
Toll Free: 877-515-5551  
Fax: 440-399-1211  
Email: info@siglent.com  
Website: www.siglentamerica.com

### Europe:

SIGLENT TECHNOLOGIES EUROPE GmbH  
ADD: Liebigstrasse 2-20, Gebaeude 14, 22113 Hamburg Germany  
Tel: +49(0)-819-95946  
Fax: +49(0)-819-95947  
Email: info-eu@siglent.com  
Website: www.siglenteu.com

Follow us on  
Facebook: SiglentTech



PS2019JAN-E01A