

Revision Record

| Date | Version | Revision |
|-----------|---------|--|
| 8/8/2021 | 0.9.5R3 | <ol style="list-style-type: none"> 1. Supported CAN-H, CAN-L as decode sources 2. Fixed several bugs <ol style="list-style-type: none"> a) Unexpected skew between channels after Stop in Roll mode b) Some trigger setting with dual-level may lead the scope not to start-up properly |
| 5/22/2021 | 0.9.5R2 | Fixed a bug which may cause failure on installation of option key in 0.9.5R1. |
| 4/30/2021 | 0.9.5R1 | <ol style="list-style-type: none"> 3. Expanded the post-trigger range from 5,000 to 10,000 divisions 4. Measurement: <ol style="list-style-type: none"> a) Supported cursors for measurement b) Supported Track plot 5. Display: <ol style="list-style-type: none"> a) Supported to show bandwidth information on the channel descriptor box b) Supported to display axis label 6. Save/Recall: <ol style="list-style-type: none"> a) Supported to Print only grid area b) Supported to save FFT result 7. DVM: Supported limit beeper 8. Updated Russian menu 9. Fixed several bugs <ol style="list-style-type: none"> a) Last Save/Recall path is not remembered b) Measurement invalid in Roll when acquisition stops and Zoom is enabled |
| 9/29/2020 | 0.9.3R3 | <ol style="list-style-type: none"> 1. Expanded the offset range 2. New serial protocols supported (optional): <ol style="list-style-type: none"> a) SENT, trigger & decode b) Manchester, decode only 3. Measurement enhancement: <ol style="list-style-type: none"> a) Supported user-defined thresholds (Upper, Middle and Lower): Measure Config Threshold b) Added items: +Area@AC, -Area@AC, Area@AC, AbsArea@AC 4. Math: <ol style="list-style-type: none"> a) Added new operator – Interpolate b) Added function expression information to the math descriptor box 5. Display: <ol style="list-style-type: none"> a) Supported selectable color for traces: Display Color Setting b) Supported floating menu so that the waveform is not compressed horizontally when the right-side menu is displayed: Display Menu Style c) Supported to hide analog traces 6. Save/Recall: <ol style="list-style-type: none"> a) Added option “Save all channel” for csv file |

| Date | Version | Revision |
|-----------|-----------|--|
| | | b) Supported to save math traces (except FFT) 7. Supported serial trigger as source of the frequency counter 8. Supported LeCroy probes ZD1000/ZD1500 with LPA10 probe adapter; supported Tek TekProbe interface level II probes with TPA10 probe adapter 9. Added button to reset remote password: Utility System Setting I/O Web Server 10. Fixed several bugs a) AutoSet cannot find signal with small duty-cycle and large offset in AC/LFR coupling mode b) Sometimes the FFT Harmonics Marker results are not correct 11. Backlight is not shutdown when screensaver is active |
| 3/24/2020 | 0.9.1B2 | 1. Fixed the bug the attenuation factor is not correct for the SAP1000 probe |
| 3/16/2020 | 0.9.1 | 1. Acquire enhancement: a) Added memory depth options: 5K(2CH), 10K(1CH), 25K(2CH), 50K(1CH) b) Added the upper limit of Average to 65536, and optimized speed of Average c) Supported ERES in Roll mode 2. New Triggers: Nth edge, Setup/Hold and Delay 3. Math enhancement: a) Supported new math operators: Sign, Abs, Exp, Log, Identity and Negate b) Supported F1 and F2 as the source of Formula editor c) Supported Span-Center/Start-End mode in FFT 4. Measure: Supported setting maximum statistics number 5. Remote Control optimization: a) Optimized read speed of WF command b) Supported to export Math traces using WF command 6. Supported “Apply to AWG” in the “Cx -> Apply to” menu 7. Optimized SPO display 8. Supported saving .mat data format and bin2csv tool 9. Updated the Help information 10. Fixed several bugs a) Vertical measure error increases as offset increases b) Any operations when recalling default setting may cause UI abnormal c) The scope sometimes forgets the previous math settings d) Incorrect horizontal offset on reference of FFT trace e) AWG auto-zero fails in normal mode f) Some FFT parameters are not correctly saved |
| 10/9/2019 | 0.8.7R1B1 | 1. Supported Power Analysis (optional) (Analysis Power Analysis) 2. Supported Bode Plot (Analysis Bode Plot) 3. Supported Totalizer (Analysis Counter). Frequency and period parameters are moved from DVM to Counter |

| Date | Version | Revision |
|----------|---------|--|
| | | <ol style="list-style-type: none"> 4. Supported 2 math traces and formula editor 5. Optimized FFT <ol style="list-style-type: none"> a) Optimized menu structure b) Supported peak and marker (Math FFT Tools) c) Supported setting max points (Math FFT Config) 6. Measurement enhanced <ol style="list-style-type: none"> a) Optimized the UI. In the “Basic” tab the items can be customized (long pressing an item to add to or delete from Basic tab) b) Added items: Median, Cycle median, -Bwidth, Time@max, Time@min, 20-80%Rise, 80-20%Fall, +Area, -Area, Area, AbsArea, Cycles, Rising Edges, Falling Edges, Edges, PPulses, Npulses c) Supported statistics on maximum 12 parameters at the same time (M2); d) Optimized measurement accuracy of Rise/fall e) Supported Trend Plot of measurement items 7. Optimized UX of knobs 8. Set the default function of the universal knob as adjusting the trace intensity 9. Optimized SPO display 10. Supported moving the location of the decode buses vertically 11. Supported single step back or forward in Navigator 12. Added bandwidth limit indicator below 2.45mV/div (1GHz, 500MHz)/1mV/div(350MHz) 13. Supported Zone trigger in Sequence mode 14. Added entry for Zone trigger in the right side trigger menu 15. Mask Test: Supported failed history (Mask Test Failure to History) 16. Increased frequency setting digits of the AWG from 3 to 7 17. After gesture control of the vertical gain, the v/div knob still is in the mode that has been used before with the gesture controls. 18. UART/LIN decode/trigger: supported baud rate > 5Mb/s 19. Reference position: Added user defined delay 20. Optimized UI in Zoom mode 21. Deleted the SCPI command which can start Telnet 22. Supported tapping on zone/histogram region to open the corresponding menu 23. Fixed several bugs |
| 4/9/2019 | 0.8.2R1 | <ol style="list-style-type: none"> 1. Supported search across history frames 2. Optimized zone trigger and mask test accuracy in zoom mode; 3. Supported editing a trigger zone after creating it 4. Supported MIL-STD-1553B trigger 5. Improved the input frequency upper limit of holdoff by event from 20 MHz to 120 MHz 6. Solved the defect that the scope possibly does not trigger on the first edge of a burst train with carrier frequency above 120 MHz 7. Added Reboot and Shutdown function under “Utility” top bar menu, so the instrument can be remotely rebooted and shutdown by web |

| Date | Version | Revision |
|-----------|-----------|---|
| | | 8. Supported saving the decode list as a CSV file |
| | | 9. Optimized response time of mask test when disabling/enabling it or changing the type |
| | | 10. Optimized webserver response when dragging a trace in vertical direction; Added alternative VNC port for webserver |
| | | 11. Added automatic clear of measurement statistics when changing horizontal/vertical/trigger settings |
| | | 12. Supported editing selected measurement parameter |
| | | 13. Fixed several bugs |
| | | a) Cursors: Unexpected jump when changing horizontal settings |
| | | 14. Webserver: Incorrect mouse position with IE in full screen mode |
| 2/25/2019 | 0.8.0R1B5 | |

Version Compatibility

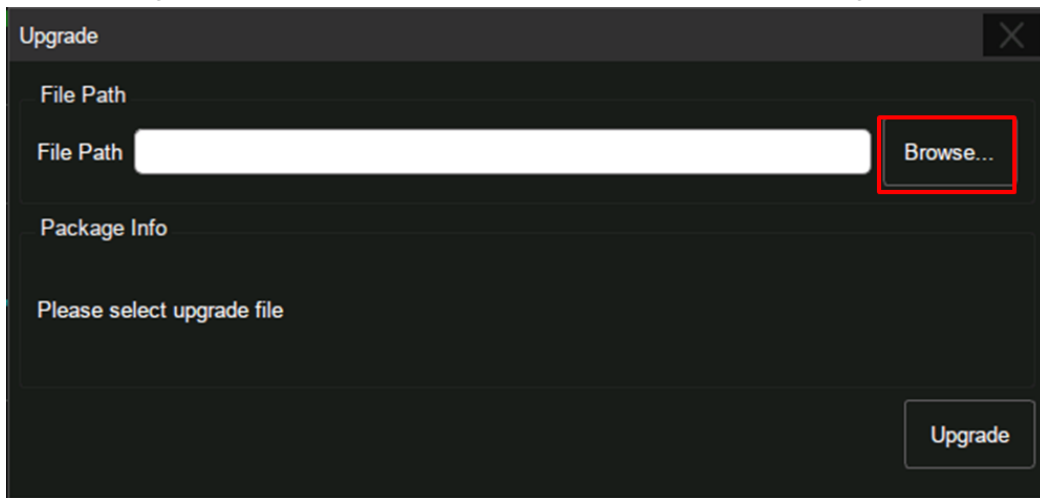
| Source Version | Object Version | Compatibility |
|----------------|----------------|---------------|
| 0.9.5R2 | 0.9.5R3 | Tested |
| 0.9.5R1 | 0.9.5R3 | Tested |
| 0.9.3R3 | 0.9.5R3 | Tested |
| 0.9.1B2 | 0.9.5R3 | Tested |
| 0.8.7R1B1 | 0.9.5R3 | Tested |
| 0.8.2R1 | 0.9.5R3 | Tested |
| 0.9.5R1 | 0.9.5R2 | Tested |
| 0.9.3R3 | 0.9.5R2 | Tested |
| 0.9.3R3 | 0.9.5R1 | Tested |
| 0.9.1B2 | 0.9.5R1 | Tested |
| 0.8.7R1B1 | 0.9.5R1 | Tested |
| 0.8.2R1 | 0.9.5R1 | Tested |
| 0.9.1B2 | 0.9.3R3 | Tested |
| 0.8.7R1B1 | 0.9.3R3 | Tested |
| 0.8.2R1 | 0.9.3R3 | Tested |
| 0.8.0R1B5 | 0.9.3R3 | Tested |
| 0.9.1 | 0.9.1B2 | Tested |
| 0.8.7R1B1 | 0.9.1B2 | Tested |
| 0.8.2R1 | 0.8.7R1B1 | Tested |
| 0.8.0R1B5 | 0.8.7R1B1 | Tested |
| 0.8.0R1B5 | 0.8.2R1 | Tested |

Upgrade Instructions

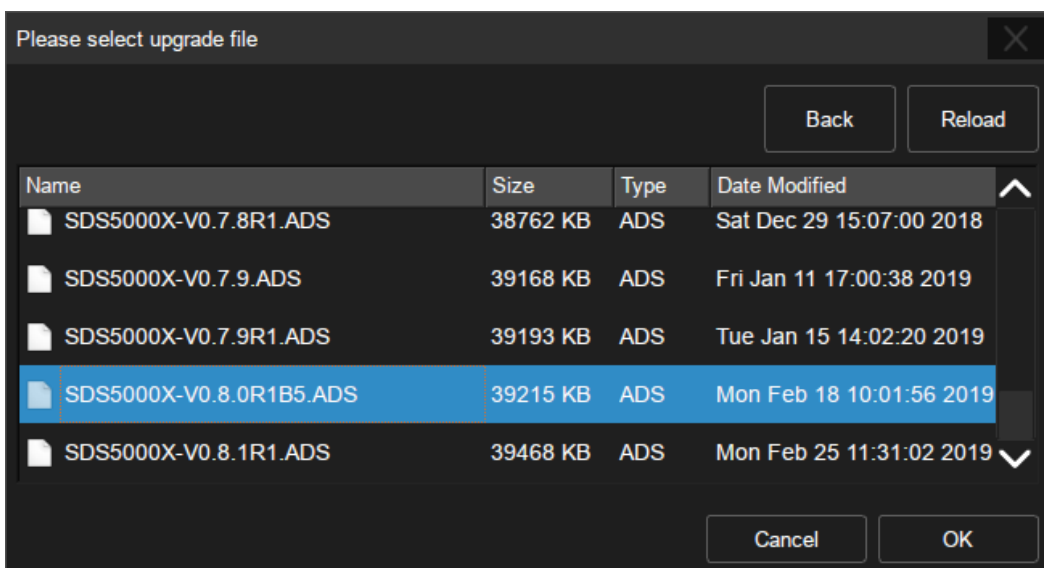
Upgrade from a U-disk (USB Memory device)

WARNING: DO NOT shut off the instrument until the update is completed.

1. Copy the update file (*.ads) to a FLASH type U-disk, and then insert the U-disk into one of the USB host ports of the instrument. The firmwares after x.x.0.8.0 support both NTFS and FAT32 format.
2. Press the **Utility** button on the front panel, and press "**System Setting -> Upgrade**". The following the menu should pop up and allow you to select the upgrade file

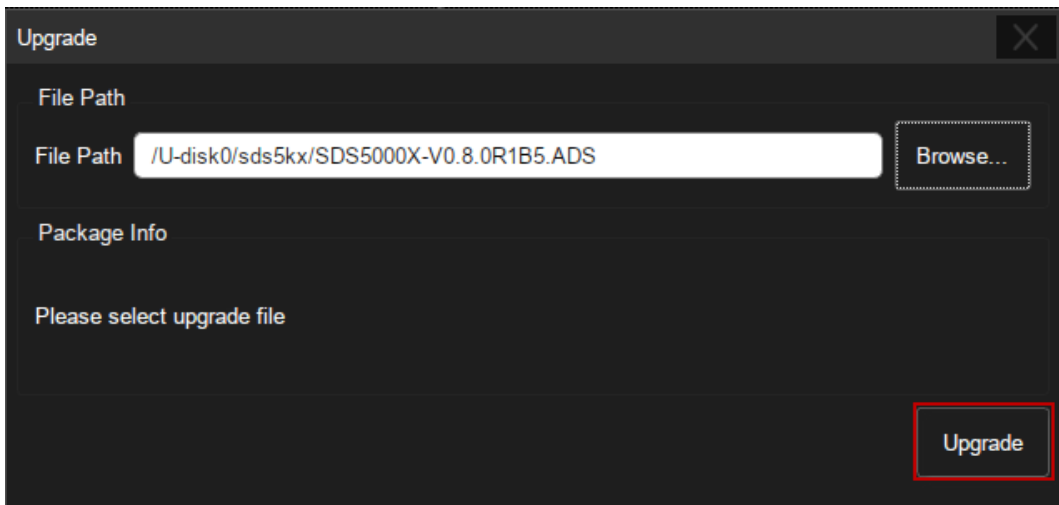


3. Click **Browse** in the menu above, and then select the correct update file (*.ads) in the pop-up resource manager

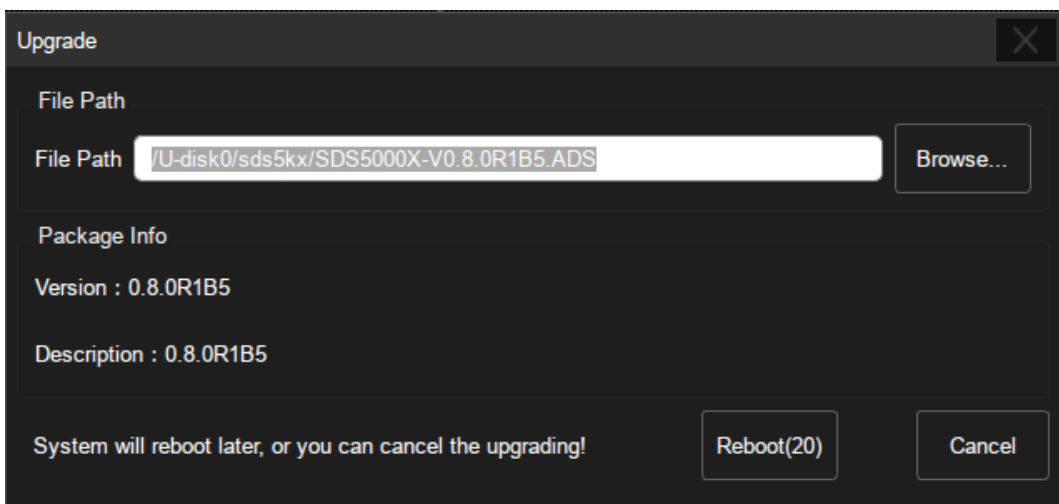


4. Click **OK** in the interface above and return to the upgrade dialog. Click **Upgrade** to

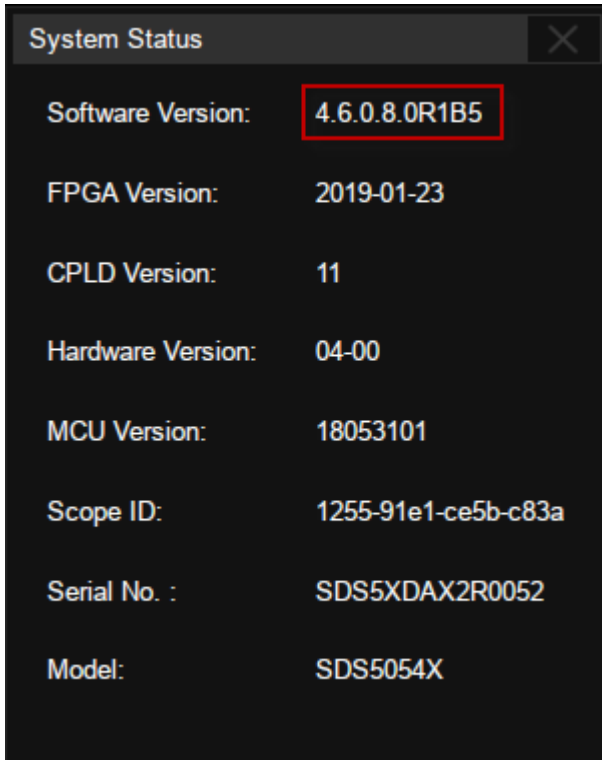
perform the upgrade operation:



- The system will first copy and verify the upgrade package. After the upgrade package is validated, the following interface will appear. Click **Reboot** to continue the upgrade, or click **Cancel** to cancel it.



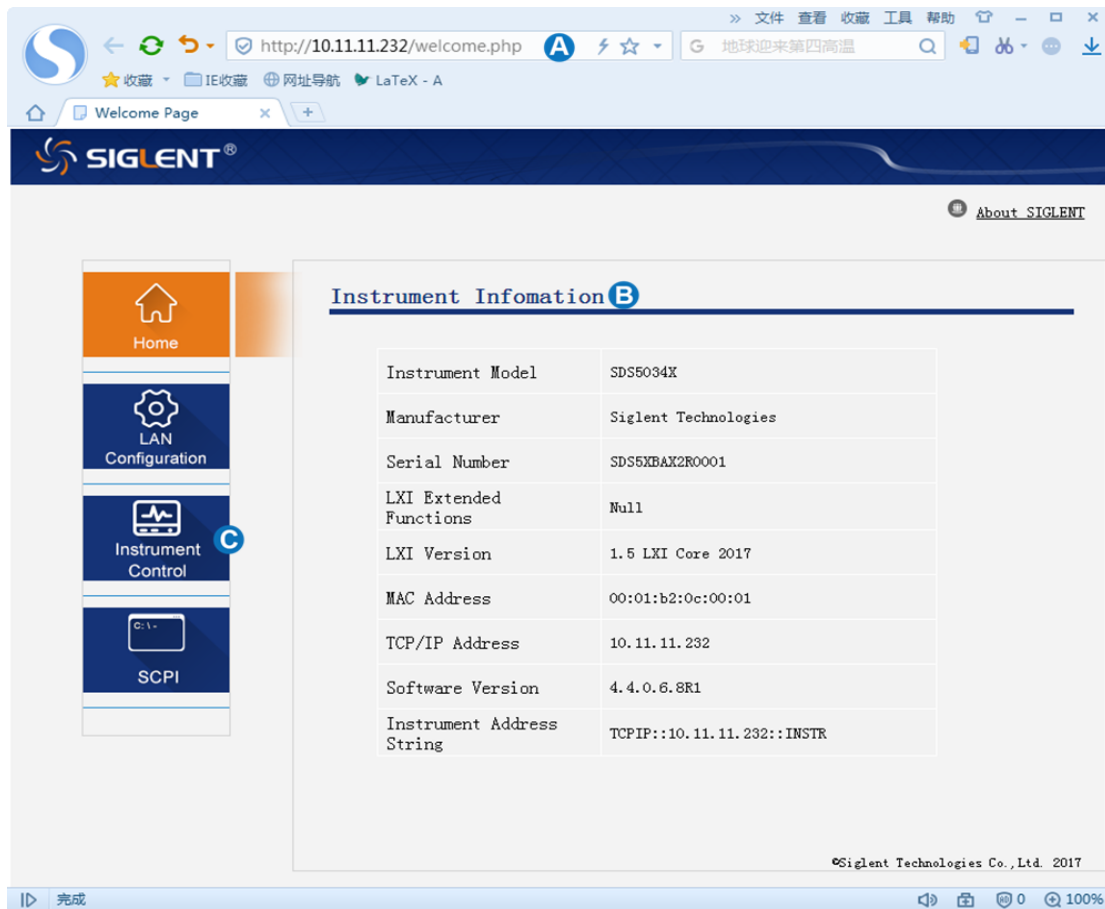
- After the instrument reboots, check the version number through the **Utility->System Setting->System Status** to confirm if the upgrade is successful.



WARNING: DO NOT shut off the instrument until the update is completed.

Upgrade from the Web Server

A built-in web server provides an approach to control the instrument by web browser. This process doesn't require any additional software to be installed on the controlling computer. Set the LAN port correctly (see the User Manual for details), input the IP address of the instrument in the browser address bar, and then the user can browse and control the instrument on the web.



WARNING: DO NOT shut off the instrument until the update is completed.

1. Click the "FirmwareUpdate" button in the web interface



2. Select the correct update file (*.ads) stored on the computer. The instrument will automatically download the update file and perform the upgrade once the file is specified.

WARNING: DO NOT shut off the instrument until the update is completed.